



MAXPOWER CS6X-315|320|325P

The high quality and reliability of Canadian Solar's modules is ensured by 15 years of experience in module manufacturing, well-engineered module design, stringent BOM quality testing, an automated manufacturing process and 100% EL testing.

KEY FEATURES



Excellent module efficiency of up to 16.94 %



Outstanding low irradiance performance up to 96.5 %




High PTC rating of up to 91.97%



weather endurance



Heavy snow load up to 5400 Pa,
wind load up to 2400 Pa



linear power output warranty



product warranty on materials
and workmanship

MANAGEMENT SYSTEM CERTIFICATES*

ISO 9001:2008 / Quality management system

ISO 14001:2004 / Standards for environmental management system

OHSAS 18001:2007 / International standards for occupational health & safety

PRODUCT CERTIFICATES*

IEC 61215 / IEC 61730: TÜV-Rheinland / VDE / CE / CEC AU / MCS / KEMCO / INMETRO / JET / CQC

UL 1703 / IEC 61215 performance: CEC listed (US)

UL 1703: CSA / IEC 61701 ED2: VDE / IEC 62716: VDE

UNI 9177 Reaction to Fire: Class 1

IEC 60068-2-68: SGS / Take-e-way



* As there are different certification requirements in different markets, please contact your local Canadian Solar sales representative for the specific certificates applicable to the products in the region in which the products are to be used.

CANADIAN SOLAR (USA), INC. is committed to providing high quality solar products, solar system solutions and services to customers around the world. As a leading PV project developer and manufacturer of solar modules with over 17 GW deployed around the world since 2001, Canadian Solar Inc. (NASDAQ: CSIQ) is one of the most bankable solar companies worldwide.

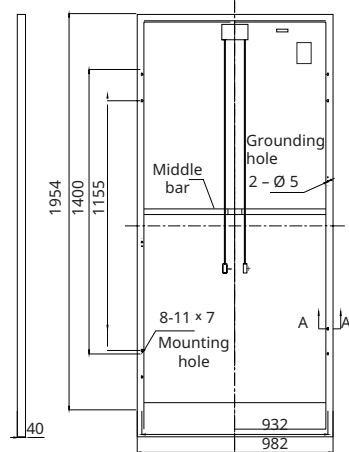
*For detail information, please refer to Installation Manual.

CANADIAN SOLAR (USA), INC.

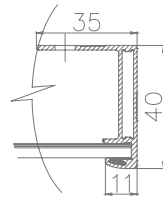
2430 Camino Ramon, Suite 240 San Ramon, CA, USA 94583-4385 | www.canadiansolar.com/na | sales.us@canadiansolar.com

ENGINEERING DRAWING (mm)

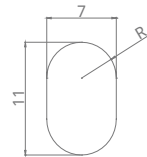
Rear View



Frame Cross Section A-A



Mounting Hole



ELECTRICAL DATA / STC*

CS6X	310P	315P	320P	325P
Nominal Max. Power (Pmax)	310 W	315 W	320 W	325 W
Opt. Operating Voltage (Vmp)	36.4 V	36.6 V	36.8 V	37.0 V
Opt. Operating Current (Imp)	8.52 A	8.61 A	8.69 A	8.78 A
Open Circuit Voltage (Voc)	44.9 V	45.1 V	45.3 V	45.5 V
Short Circuit Current (Isc)	9.08 A	9.18 A	9.26 A	9.34 A
Module Efficiency	16.16 %	16.42 %	16.68 %	16.94 %
Operating Temperature	-40°C ~ +85°C			
Max. System Voltage	1000 V (IEC) or 1000 V (UL)			
Module Fire Performance	TYPE 1 (UL 1703) or CLASS C (IEC 61730)			
Max. Series Fuse Rating	15 A			
Application Classification	Class A			
Power Tolerance	0 ~ + 5 W			

* Under Standard Test Conditions (STC) of irradiance of 1000 W/m², spectrum AM 1.5 and cell temperature of 25°C

ELECTRICAL DATA / NOCT*

CS6X	310P	315P	320P	325P
Nominal Max. Power (Pmax)	225 W	228 W	232 W	236 W
Opt. Operating Voltage (Vmp)	33.2 V	33.4 V	33.6 V	33.7 V
Opt. Operating Current (Imp)	6.77 A	6.84 A	6.84 A	6.98 A
Open Circuit Voltage (Voc)	41.3 V	41.5 V	41.6 V	41.8 V
Short Circuit Current (Isc)	7.36 A	7.44 A	7.50 A	7.57 A

* Under Nominal Operating Cell Temperature (NOCT), irradiance of 800 W/m², spectrum AM 1.5, ambient temperature 20°C, wind speed 1 m/s.

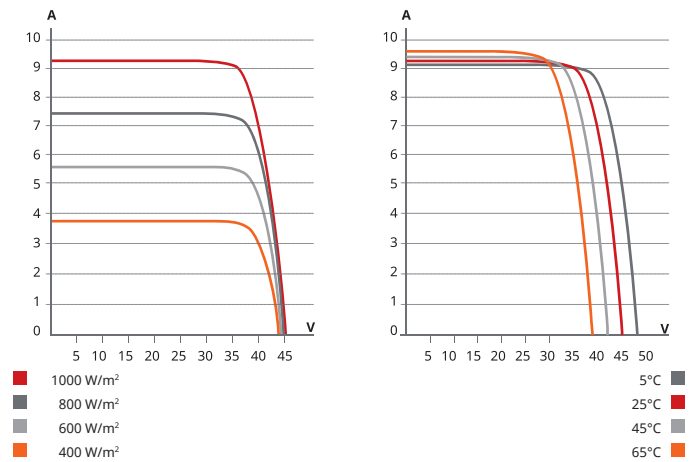
PERFORMANCE AT LOW IRRADIANCE

Outstanding performance at low irradiance, with an average relative efficiency of 96.5 % from irradiances, between 200 W/m² and 1000 W/m² (AM 1.5, 25°C).

The specification and key features described in this datasheet may deviate slightly and are not guaranteed. Due to on-going innovation, research and product enhancement, Canadian Solar Inc. reserves the right to make any adjustment to the information described herein at any time without notice. Please always obtain the most recent version of the datasheet which shall be duly incorporated into the binding contract made by the parties governing all transactions related to the purchase and sale of the products described herein.

Caution: For professional use only. The installation and handling of PV modules requires professional skills and should only be performed by qualified professionals. Please read the safety and installation instructions before using the modules.

CS6X-320P / I-V CURVES



MECHANICAL DATA

Specification	Data
Cell Type	Poly-crystalline, 6 inch
Cell Arrangement	72 (6 x 12)
Dimensions	1954 x 982 x 40 mm (76.9 x 38.7 x 1.57 in)
Weight	22 kg (48.5 lbs)
Front Cover	3.2 mm tempered glass
Frame Material	Anodized aluminium alloy
J-Box	IP67, 3 diodes
Cable	4 mm ² (IEC) or 4 mm ² & 12 AWG 1000 V (UL), (UL), 1150 mm
Connector	T4 (IEC/UL)
Per Pallet	26 pieces, 620 kg (1366.9 lbs)
Per Container (40' HQ)	624 pieces

TEMPERATURE CHARACTERISTICS

Specification	Data
Temp. Coefficient (Pmax)	-0.41 % / °C
Temp. Coefficient (Voc)	-0.31 % / °C
Temp. Coefficient (Isc)	0.053 % / °C
Nominal Operating Cell Temperature	45±2 °C

PARTNER SECTION

